



# *livestock news*

Iredell County Cooperative Extension

## **SELECTION FOR A SOLID FOUNDATION**

### **CATTLE FOOT AND LEG SCORING SYSTEMS**

Over the years, an increasing occurrence of lameness across all sectors of beef cattle production has led to a larger focus on foot and leg traits. Improving foot and leg quality through proper selection can affect an animal's ability to move more efficiently, significantly increasing the longevity of that animal in your herd. While input costs continue to rise, longevity can help reduce the cost of our replacement females.

## FOOT ANGLE

Foot Angle



Foot angle is measured as the degree of angularity from the toe and the base of the foot to the base of the coronary band and hairline. Heel depth plays a significant role in foot angle. A score on the low end of the scale shows an extremely straight and rigid pastern and hoof, where a high score represents an extremely shallow heel and long claw which is commonly associated with weak pasterns. When scoring our cattle, we want to make sure to score the worst foot of each animal.

## CLAW SHAPE

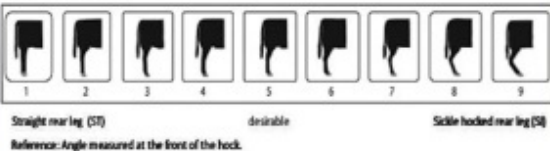
Claw shape is described by the relative size and curvature of the claws/toes on an individual foot. Where the distance between claws serves to indicate the level of divergence. A low score would represent an extremely open and divergent claw set, whereas a high score would represent an extreme scissor or corkscrew claw with noticeable curling of one or both claws. Again, score the animal's worst foot.

Claw Shape



## REAR LEG SIDE VIEW

Rear Leg Side View



When we look at the side view of the animal's rear leg we are evaluating the degree of angularity from the stifle to the hock and down to the pastern. Scoring will represent an extremely straight and post-legged animal with little to no angle or set to the hock all the way to an animal with an extreme amount of set or angle to the hock also known as being sickle hocked.

As with any selection criteria determining our culling decisions, the most economical selection occurs when animals with extreme and or undesirable scores are identified and culled. If you identify any of the animals in your herd as a 1 or 9 on one or more of these scoring systems, that animal is a cull animal. Those cattle scoring a 2 or 8 should be identified as possible culls depending on your individual needs.

**NC STATE** EXTENSION

## LITTER SPREADER CALIBRATION DEMO

**March 24, 2021 10:00am**

Learn to calibrate and adjust spreader patterns for even application.  
The day will consist of a classroom portion followed by an on-farm demonstration with lunch on your own in between.  
Registration is free but required. Space is limited.

Wilkes County Agriculture Center


416 Executive Dr., Wilkesboro, NC 28697

**Call the Wilkes County Extension Office at  
336-651-7335 by March 20, 2021 to register.**

**Masks will be required and COVID-19 protocols will be in place.**  
Accommodation requests related to a disability should be made by March 17, 2021 to  
Samantha Lusk at 336-651-7335.



## PIEDMONT REGIONAL **Beef** Conference Webinar Series



**Thursdays in March**

Register for one or all four sessions  
starting at 7pm EST on the dates listed  
below. This is a **FREE** webinar series.

**March 4, 2021, 7pm**

REPRODUCTIVE STRATEGIES

*Speaker: Dr. Brent Scarlett, Scarlett Mobile Large  
Animal Services*

**March 11, 2021, 7pm**

FINISHING BEEF CATTLE ON FORAGES

*Speaker: Josh Baker, Southeast Agriseeds*

**March 18, 2021, 7pm**

EVALUATION OF CARCASS QUALITY IN LIVE CATTLE

*Speaker: Dr. Ty Lawrence, West Texas A&M University*

**March 25, 2021, 7pm**

WARM SEASON FORAGE OPTIONS & RESEARCH UPDATE

*Speaker: Dr. Deidre Harmon, NC State Extension*

To register for sessions, use the link below:  
**<https://go.ncsu.edu/prbcwebinarseries21>**

**NC COOPERATIVE  
EXTENSION**



Contact [lauren\\_langley@ncsu.edu](mailto:lauren_langley@ncsu.edu) or 336-266-0702 for accommodations related to a disability.

NC State University and N.C. A&T State University are collectively committed to positive action to secure equal opportunity and prohibit discrimination and harassment regardless of age, color, disability, family and marital status, gender identity, genetic information, national origin, political beliefs, race, religion, sex (including pregnancy), sexual orientation and veteran status. NC State, N.C. A&T, U.S. Department of Agriculture, and local governments cooperating.

JOIN NC SHEEP PRODUCERS FOR A

# FIRESIDE CHAT

THE 3RD MONDAY  
OF EACH MONTH  
7PM - 8PM

Come ask  
experienced  
producers any of  
your questions  
or just tell your  
favorite stories  
about sheep!



[Click Here For More Information](#)

---



CABARRUS, IREDELL, AND ROWAN  
COUNTIES PRESENT

# BALEAGE PRODUCTION 101

APRIL 22, 2021

2-4 PM

2727 OLD CONCORD RD, SALISBURY, NC 28146

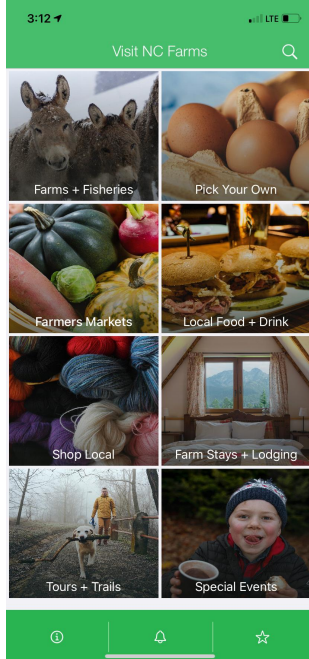
**CALL TO REGISTER: (704) 216-8970**

**Topics will include:**

- Moisture Testing
- Economic Evaluation
- Nutritional Analysis
- Grass versus Cover Crops

NC Cooperative Extension prohibits discrimination and harassment on the basis of race, color, national origin, age, sex (including pregnancy), disability, religion, sexual orientation, gender identity, and veteran status.

Accommodation requests related to a disability should be made by April 8, 2021, to Morgan Watts, (704)216-8970



# Iredell County is Live!

Do you know a farm or location that you would like to see on the Visit NC Farms App? Let us know!

[Nominate A Farm!](#)

---

## Helpful Links

[See Past Newsletters](#)

[NCSU Extension Forage Resources Portal](#)

[NCSU Extension Beef Cattle Resources Portal](#)

[NCSU Sheep and Goat Extension Facebook](#)

---

## Stay Connected to Iredell County Cooperative Extension

[Visit Our Website](#)

NC State University and N.C. A&T State University work in tandem, along with federal, state and local governments, to form a strategic partnership called N.C. Cooperative Extension.

---

### Iredell County Center

PO Box 311  
Statesville, NC 28687  
(704) 873-0507

[Contact Us](#)

